



## Analysis of Faculty Feedback (AY 2022-2023)

Faculty feedback on the curriculum and academic environment was gathered to assess the effectiveness of the educational framework and the overall atmosphere within the institution. This process involved actively engaging faculty members across different departments to solicit their valuable perspectives on the curriculum design and its implementation, as well as the academic ambiance that influences teaching and research activities.

A concerted effort was made to ensure the inclusivity and comprehensiveness of the feedback process, with faculty members from various disciplines and academic backgrounds encouraged to participate. The feedback mechanism encompassed a thoughtfully constructed questionnaire comprising 9 statements designed to elicit nuanced insights into different facets of the curriculum and the academic environment. Faculty members were provided with a structured web form to express their opinions using a 5-point Likert Scale, where they could indicate their level of agreement with each statement, ranging from 1 (Strongly Disagree) to 5 (Strongly Agree), with a neutral option at 3 to facilitate nuanced responses. A total of 108 faculty members solicited their input in this process.

By actively involving faculty members in the feedback process, the institution aimed to foster a culture of collaboration and continuous improvement. The feedback obtained from faculty members served as a valuable source of information for identifying areas of strength, as well as areas that may require refinement or enhancement in the teaching learning process.



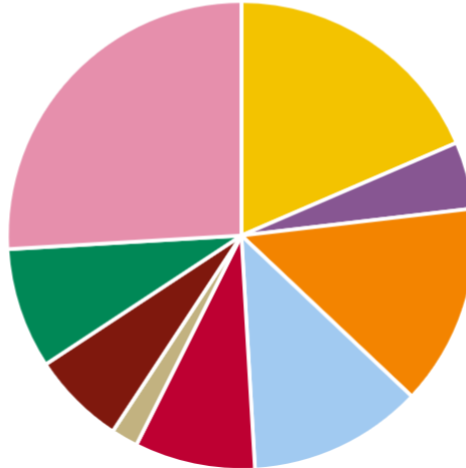
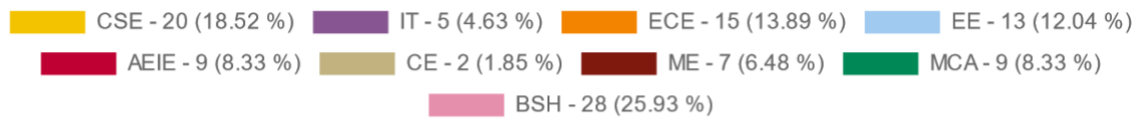
# TECHNO INTERNATIONAL NEW TOWN

(Formerly known as Techno India College of Technology)

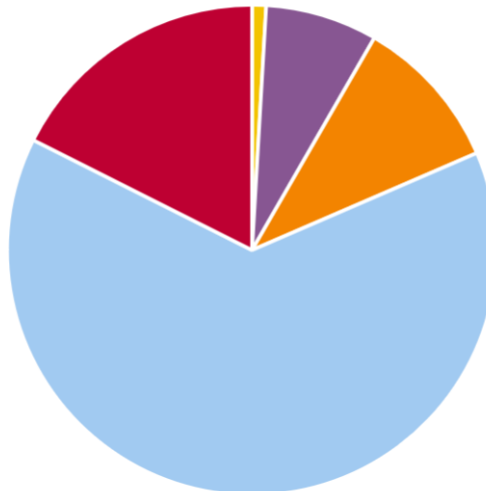
Block - DG 1/1, Action Area 1, New Town, Kolkata - 700156, West Bengal, India

Contact: +91-33-2324-2050/2090/2091 • <https://tint.edu.in> • [info@tint.edu.in](mailto:info@tint.edu.in)

## Department:



## (1) Does the curriculum strike a sufficient balance between theoretical and practical courses?

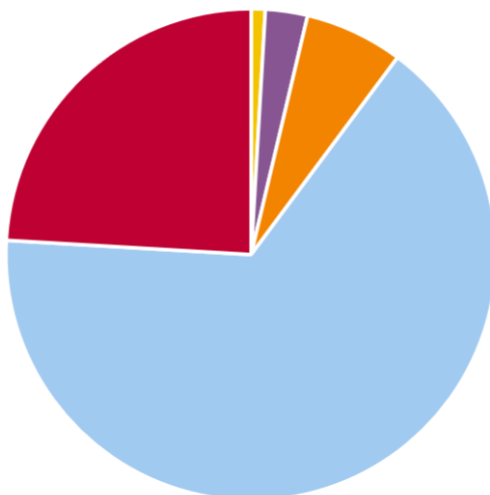


ESTD. 2005



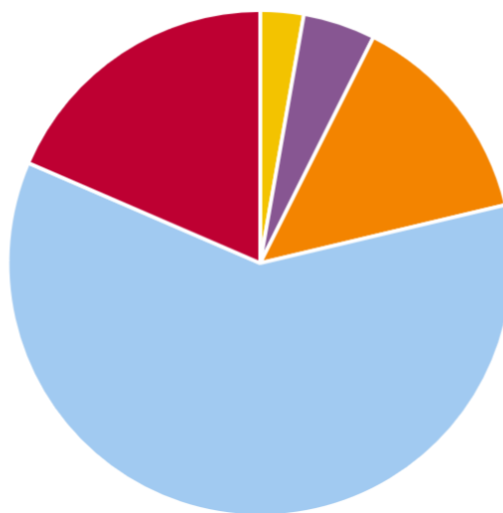
**(2) Does the syllabus cover important concepts adequately, providing students with a strong foundation in the fundamentals?**

1 (Strongly Disagree) - 1 (0.93 %) 2 (Disagree) - 3 (2.78 %) 3 (Can't say) - 7 (6.48 %)  
4 (Agree) - 71 (65.74 %) 5 (Strongly Agree) - 26 (24.07 %)



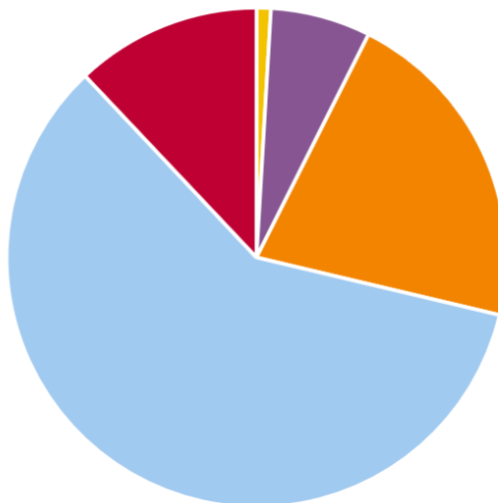
**(3) Does the curriculum offer adequate exposure to interdisciplinary courses in diverse fields?**

1 (Strongly Disagree) - 3 (2.78 %) 2 (Disagree) - 5 (4.63 %) 3 (Can't say) - 15 (13.89 %)  
4 (Agree) - 65 (60.19 %) 5 (Strongly Agree) - 20 (18.52 %)



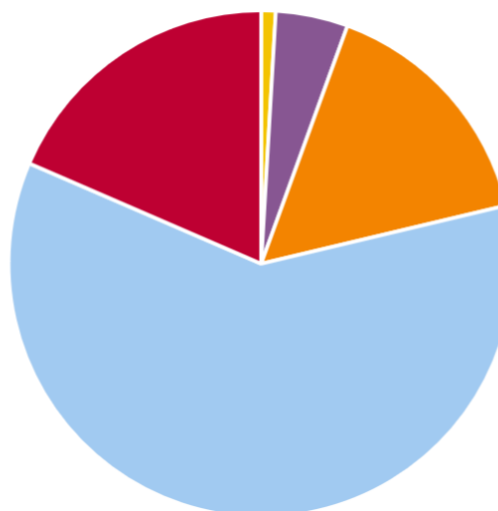
**(4) Is the current syllabus sufficiently updated to cover contemporary topics, global issues, and emerging trends in Engineering and Technology?**

1 (Strongly Disagree) - 1 (0.93 %)    2 (Disagree) - 7 (6.48 %)    3 (Can't say) - 23 (21.30 %)  
4 (Agree) - 64 (59.26 %)    5 (Strongly Agree) - 13 (12.04 %)



**(5) Does the current curriculum aim to build opportunities for employability and entrepreneurial attitude among students?**

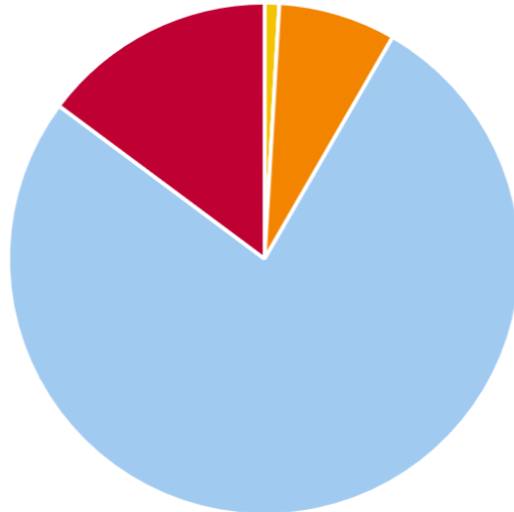
1 (Strongly Disagree) - 1 (0.93 %)    2 (Disagree) - 5 (4.63 %)    3 (Can't say) - 17 (15.74 %)  
4 (Agree) - 65 (60.19 %)    5 (Strongly Agree) - 20 (18.52 %)





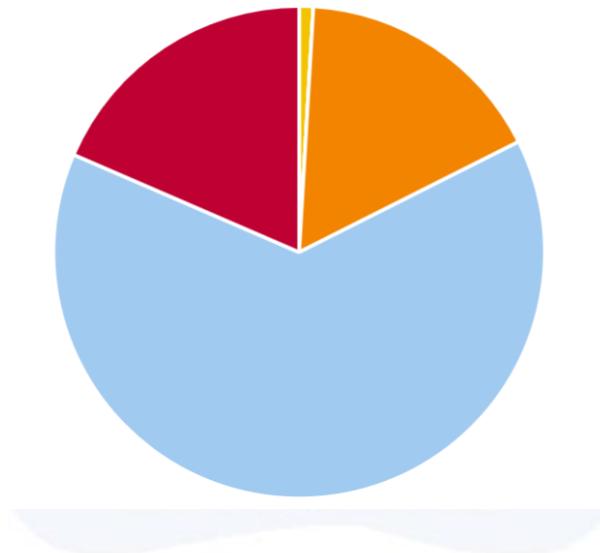
**(6) How satisfied are you with the level of student engagement and participation in your classes?**

1 (Very Dissatisfied) - 1 (0.93 %) 2 (Dissatisfied) - 0 3 (Can't say) - 8 (7.41 %)  
4 (Satisfied) - 83 (76.85 %) 5 (Very Satisfied) - 16 (14.81 %)



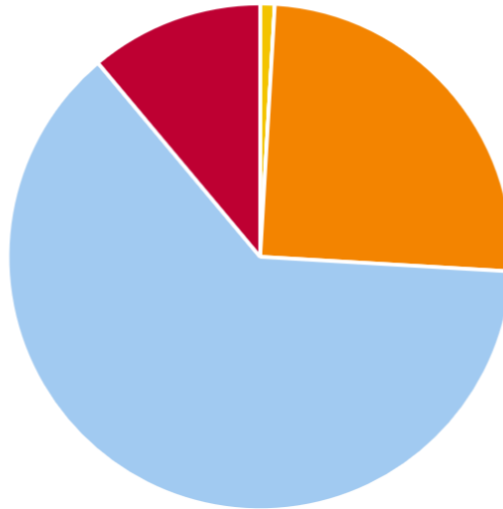
**(7) How satisfied are you with the resources and facilities provided for teaching and research purposes?**

1 (Very Dissatisfied) - 1 (0.93 %) 2 (Dissatisfied) - 0 3 (Can't say) - 18 (16.67 %)  
4 (Satisfied) - 69 (63.89 %) 5 (Very Satisfied) - 20 (18.52 %)



**(8) To what extent do you feel the institution fosters a conducive learning environment?**

1 (Inadequate) - 1 (0.93 %) 2 (Somewhat inadequate) - 0 3 (Adequate) - 27 (25.00 %)  
4 (Well-equipped) - 68 (62.96 %) 5 (Exceptional) - 12 (11.11 %)



**(9) To what extent do you feel supported in your professional development and growth within the institution?**

1 (Inadequate) - 1 (0.93 %) 2 (Somewhat inadequate) - 2 (1.85 %)  
3 (Adequate) - 26 (24.07 %) 4 (Well-equipped) - 60 (55.56 %) 5 (Exceptional) - 19 (17.59 %)

