



Analysis of Student Feedback (AY 2021-2022)

Student feedback on the curriculum and academic environment was systematically collected to gain useful information about the effectiveness of the educational programs offered by the institution. A thorough effort was undertaken to gather feedback from graduating students across various departments, ensuring a comprehensive understanding of their experiences and perceptions.

A carefully crafted questionnaire comprising 9 statements was utilized to solicit feedback from students, covering a range of aspects related to the curriculum and academic ambience. Responses were gathered using a 5-point Likert Scale, allowing students to express their level of agreement with each statement, ranging from 1 (Strongly Disagree) to 5 (Strongly Agree), with a neutral option provided at 3 for capturing neutral responses. A total of 489 graduating students participated in this process.

The objective of this feedback initiative was twofold: to assess the relevance and effectiveness of the curriculum from the perspective of the students and to evaluate the overall academic environment provided by the institution. By directly engaging with students, the institution aimed to gain insights into areas of strength and areas needing improvement within the educational programs.



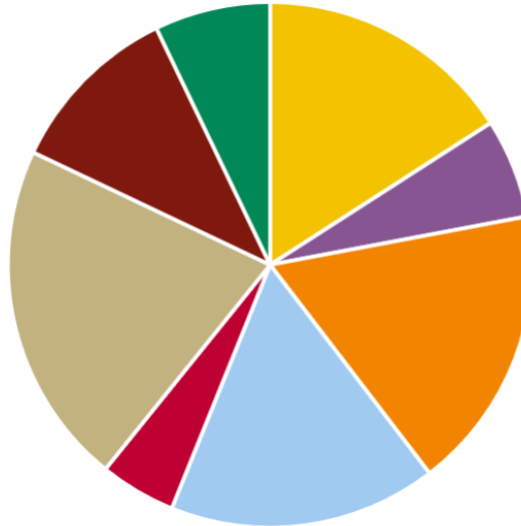
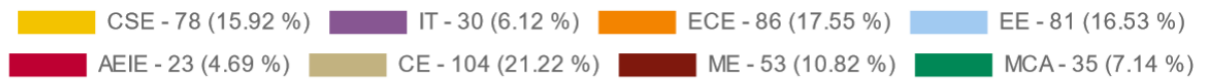
TECHNO INTERNATIONAL NEW TOWN

(Formerly known as Techno India College of Technology)

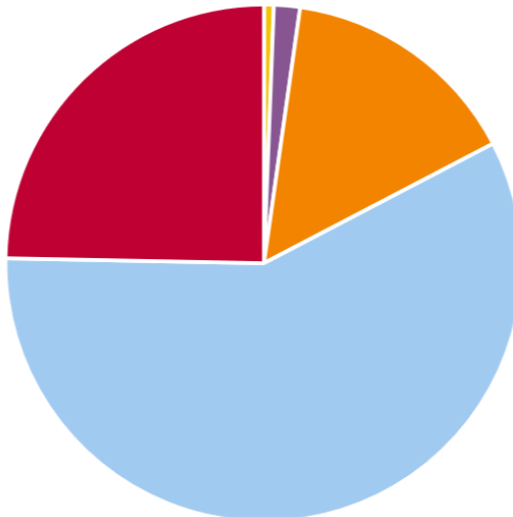
Block - DG 1/1, Action Area 1, New Town, Kolkata - 700156, West Bengal, India

Contact: +91-33-2324-2050/2090/2091 • <https://tint.edu.in> • info@tint.edu.in

Department:



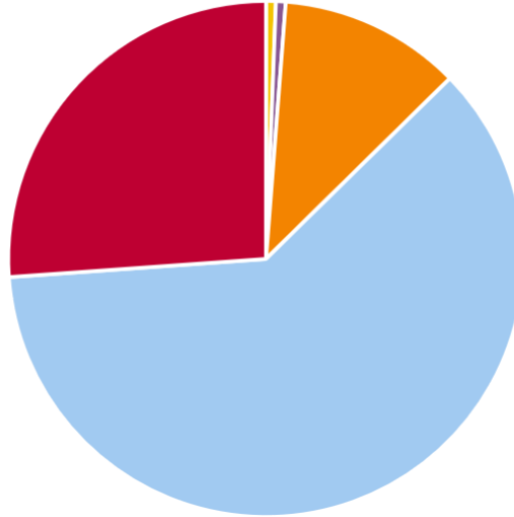
(1) Do you feel that the curriculum has a sufficient balance between theoretical and practical courses?





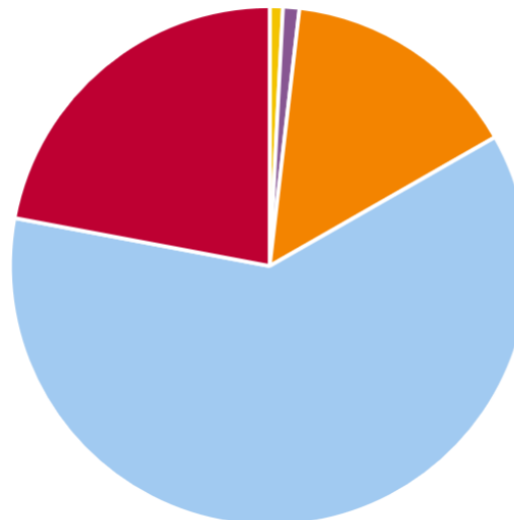
(2) Do you feel that the curriculum provides adequate exposure to interdisciplinary courses in diverse fields?

1 - Strongly Disagree - 3 (0.61 %) 2 - Disagree - 3 (0.61 %) 3 - Can't say - 56 (11.43 %) 4 - Agree - 300 (61.22 %) 5 - Strongly Agree - 128 (26.12 %)



(3) Do you believe that the current curriculum adequately covers contemporary topics, global issues, and emerging trends in Engineering and Technology?

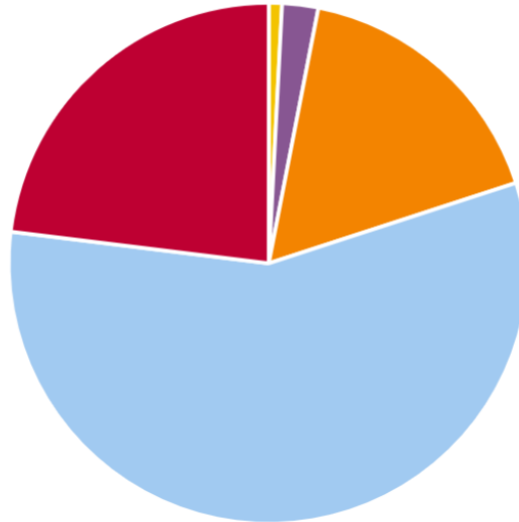
1 - Strongly Disagree - 4 (0.82 %) 2 - Disagree - 5 (1.02 %) 3 - Can't say - 73 (14.90 %) 4 - Agree - 300 (61.22 %) 5 - Strongly Agree - 108 (22.04 %)





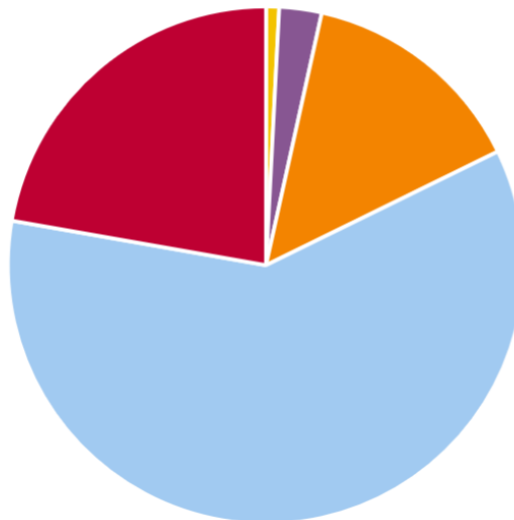
(4) How would you rate the overall atmosphere conducive to academic learning within the institute premises?

1 – Very Poor - 4 (0.82 %) 2 – Poor - 11 (2.24 %) 3 – Can't say - 83 (16.94 %)
4 – Good - 279 (56.94 %) 5 - Excellent - 113 (23.06 %)



(5) Are you satisfied with the accessibility and functionality of the computing facilities provided by the institute?

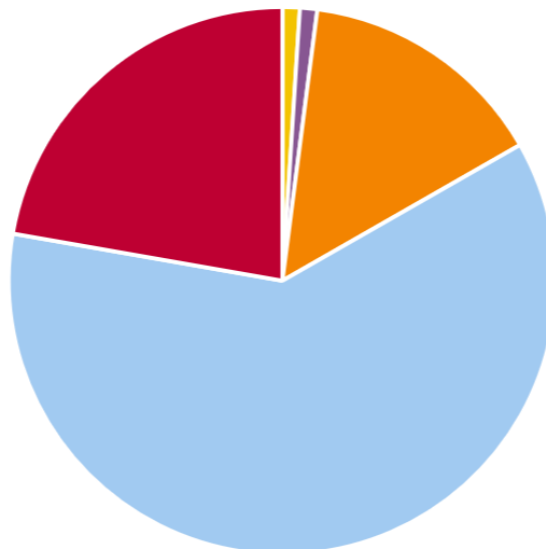
1 - Very Dissatisfied - 4 (0.82 %) 2 – Dissatisfied - 13 (2.65 %) 3 – Can't say - 70 (14.29 %)
4 – Satisfied - 294 (60.00 %) 5 - Very Satisfied - 109 (22.24 %)





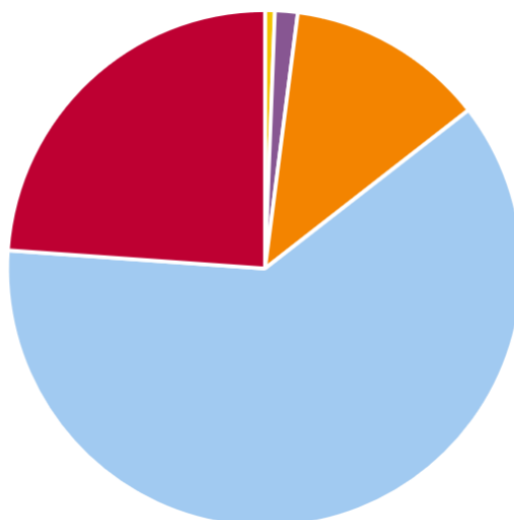
(6) How do you rate the availability of resources and services offered by the library in supporting your academic needs?

1 – Very Poor - 5 (1.02 %) 2 – Poor - 5 (1.02 %) 3 – Can't say - 72 (14.69 %)
4 – Good - 299 (61.02 %) 5 - Excellent - 109 (22.24 %)



(7) How satisfied are you with the support and assistance provided by the institute in terms of placement opportunities and career guidance?

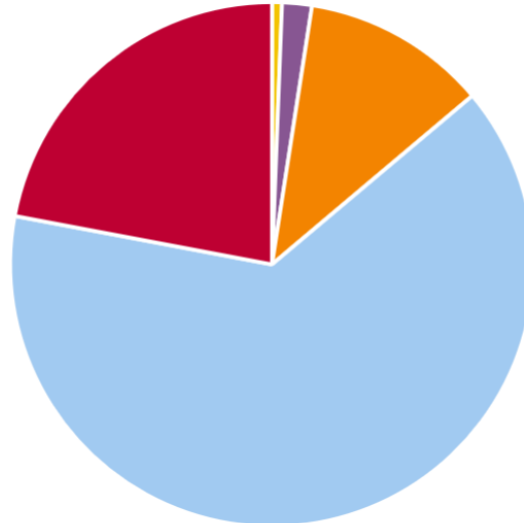
1 - Very Dissatisfied - 3 (0.61 %) 2 – Dissatisfied - 7 (1.43 %) 3 – Can't say - 61 (12.45 %)
4 – Satisfied - 302 (61.63 %) 5 - Very Satisfied - 117 (23.88 %)





(8) To what extent do you feel that the institute offers a diverse range of co-curricular and extra-curricular activities for students' holistic development?

1 - Not at all - 3 (0.61 %) 2 - Very Limited - 9 (1.84 %) 3 - Somewhat - 56 (11.43 %)
4 - Adequately - 314 (64.08 %) 5 - Extensively - 108 (22.04 %)



(9) How would you rate the quality and ambience of the laboratory facilities provided by the institute for practical learning experiences?

1 - Poor - 4 (0.82 %) 2 - Fair - 8 (1.63 %) 3 - Average - 69 (14.08 %)
4 - Good - 287 (58.57 %) 5 - Excellent - 122 (24.90 %)

