



## **Analysis of Student Feedback (AY 2020-2021)**

Student feedback on the curriculum and academic environment was collected with a meticulous approach to assess the quality and effectiveness of the educational programs offered by the institution. A concerted effort was made to gather perceptions from graduating students across various departments, ensuring a comprehensive understanding of their experiences.

A total of 719 responses were collected, reflecting the perspectives of students who have directly engaged with the curriculum and academic environment of the institution. The feedback process involved the administration of a structured questionnaire comprising 9 statements strategically designed to evaluate different aspects of the curriculum, teaching methodologies, and overall academic ambience. Students were invited to provide their feedback using a 5-point Likert Scale, allowing them to indicate their level of agreement with each statement, ranging from 1 (Strongly Disagree) to 5 (Strongly Agree), with a neutral option provided at 3 to accommodate neutral responses.

This feedback mechanism aimed to provide students with a platform to voice their opinions, concerns, and suggestions regarding their educational experience. By soliciting input directly from students, the institution sought to gain insights into areas of strength and areas needing improvement within the curriculum and academic environment. The wide array of feedback received from graduating students yielded significant insights into their levels of satisfaction, learning experiences, and recommendations for improvement.



# TECHNO INTERNATIONAL NEW TOWN

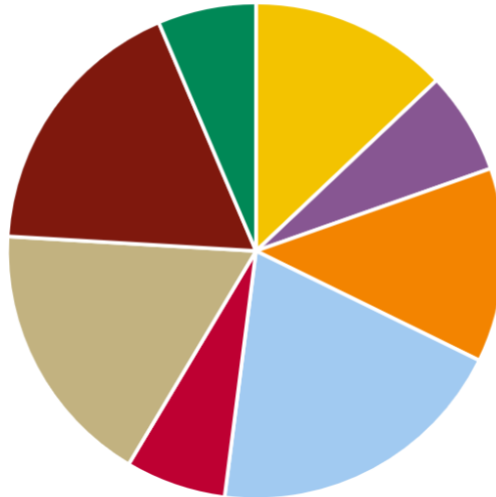
(Formerly known as Techno India College of Technology)

Block - DG 1/1, Action Area 1, New Town, Kolkata - 700156, West Bengal, India

Contact: +91-33-2324-2050/2090/2091 • <https://tint.edu.in> • [info@tint.edu.in](mailto:info@tint.edu.in)

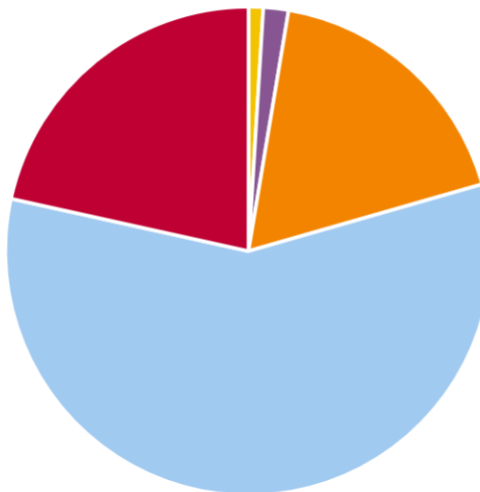
## Department:

CSE - 93 (12.93 %) IT - 48 (6.68 %) ECE - 91 (12.66 %) EE - 142 (19.75 %)  
AEIE - 47 (6.54 %) CE - 125 (17.39 %) ME - 127 (17.66 %) MCA - 46 (6.40 %)



## (1) Do you feel that the curriculum has a sufficient balance between theoretical and practical courses?

1 - Strongly Disagree - 7 (0.97 %) 2 - Disagree - 12 (1.67 %) 3 - Can't say - 129 (17.94 %)  
4 - Agree - 416 (57.86 %) 5 - Strongly Agree - 155 (21.56 %)

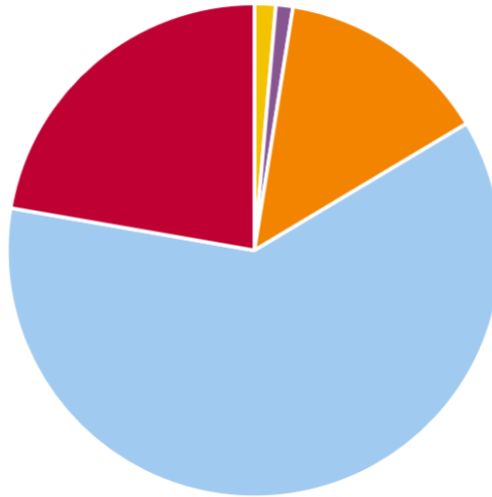


ESTD. 2005



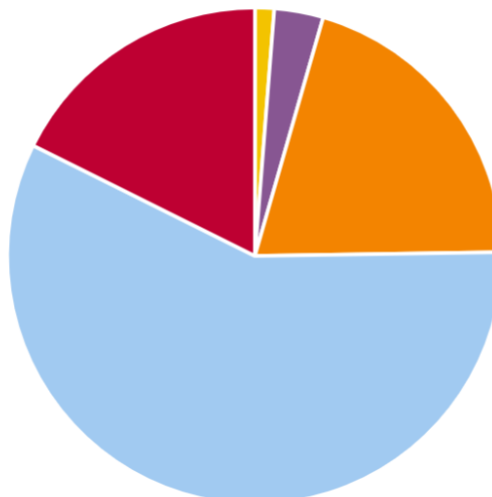
**(2) Do you feel that the curriculum provides adequate exposure to interdisciplinary courses in diverse fields?**

1 - Strongly Disagree - 10 (1.39 %) 2 - Disagree - 8 (1.11 %) 3 - Can't say - 100 (13.91 %)  
4 - Agree - 441 (61.34 %) 5 - Strongly Agree - 160 (22.25 %)



**(3) Do you believe that the current curriculum adequately covers contemporary topics, global issues, and emerging trends in Engineering and Technology?**

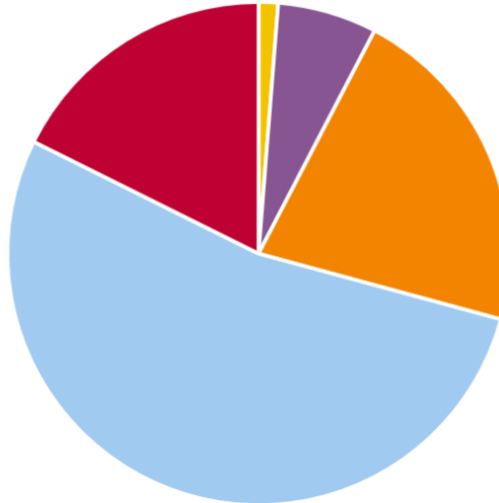
1 - Strongly Disagree - 9 (1.25 %) 2 - Disagree - 23 (3.20 %) 3 - Can't say - 146 (20.31 %)  
4 - Agree - 414 (57.58 %) 5 - Strongly Agree - 127 (17.66 %)





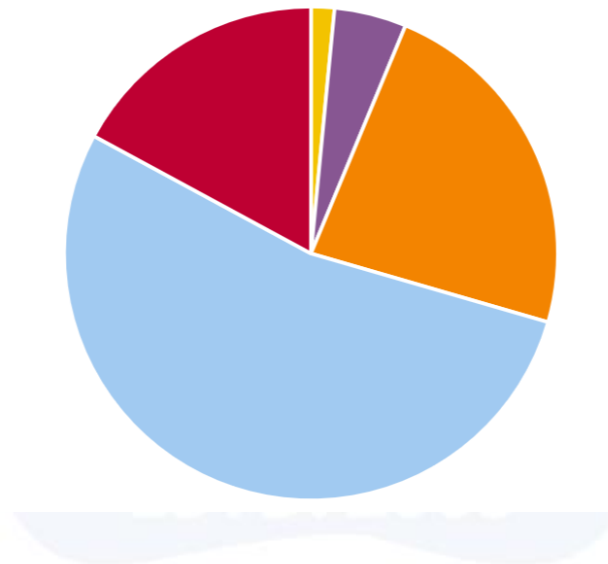
**(4) How would you rate the overall atmosphere conducive to academic learning within the institute premises?**

1 – Very Poor - 9 (1.25 %)    2 – Poor - 46 (6.40 %)    3 – Can't say - 155 (21.56 %)  
4 – Good - 382 (53.13 %)    5 - Excellent - 127 (17.66 %)



**(5) Are you satisfied with the accessibility and functionality of the computing facilities provided by the institute?**

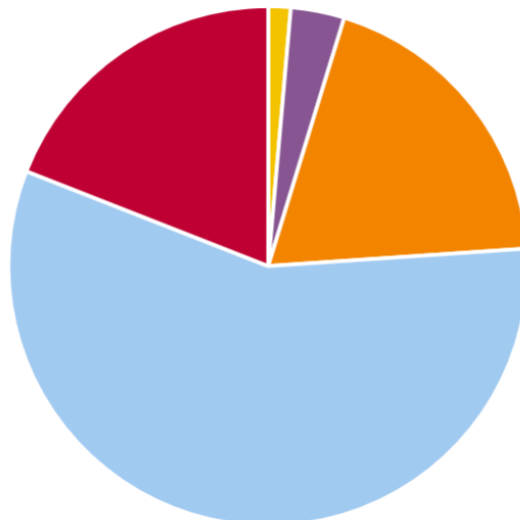
1 - Very Dissatisfied - 11 (1.53 %)    2 – Dissatisfied - 34 (4.73 %)  
3 – Can't say - 167 (23.23 %)    4 – Satisfied - 384 (53.41 %)    5 - Very Satisfied - 123 (17.11 %)





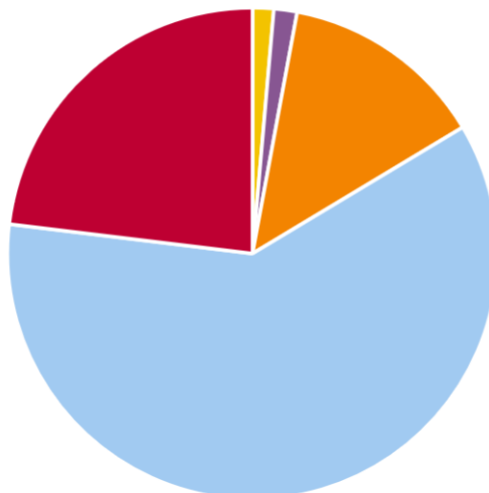
**(6) How do you rate the availability of resources and services offered by the library in supporting your academic needs?**

1 – Very Poor - 10 (1.39 %)    2 – Poor - 24 (3.34 %)    3 – Can't say - 138 (19.19 %)  
4 – Good - 410 (57.02 %)    5 - Excellent - 137 (19.05 %)



**(7) How satisfied are you with the support and assistance provided by the institute in terms of placement opportunities and career guidance?**

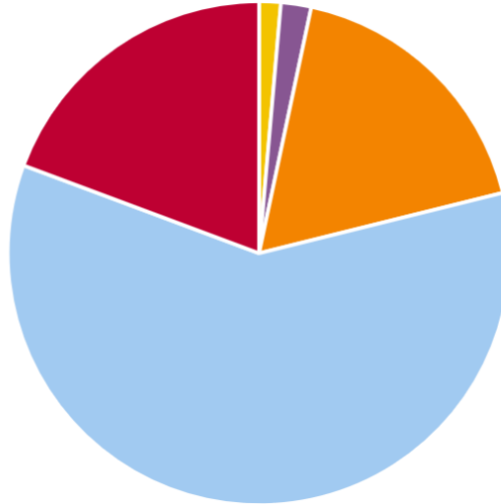
1 - Very Dissatisfied - 10 (1.39 %)    2 – Dissatisfied - 11 (1.53 %)    3 – Can't say - 97 (13.49 %)  
4 – Satisfied - 435 (60.50 %)    5 - Very Satisfied - 166 (23.09 %)





**(8) To what extent do you feel that the institute offers a diverse range of co-curricular and extra-curricular activities for students' holistic development?**

1 - Not at all - 10 (1.39 %)   2 - Very Limited - 14 (1.95 %)   3 - Somewhat - 128 (17.80 %)  
4 - Adequately - 428 (59.53 %)   5 - Extensively - 139 (19.33 %)



**(9) How would you rate the quality and ambience of the laboratory facilities provided by the institute for practical learning experiences?**

1 - Poor - 21 (2.92 %)   2 - Fair - 31 (4.31 %)   3 - Average - 136 (18.92 %)  
4 - Good - 390 (54.24 %)   5 - Excellent - 141 (19.61 %)

