



Analysis of Student Feedback (AY 2019-2020)

Student feedback on the curriculum and academic environment was systematically gathered to assess the quality and effectiveness of the educational experience provided by the institution. A comprehensive approach was undertaken to solicit feedback from students across different programs and academic levels, ensuring a well-rounded understanding of their perspectives.

In total, 371 responses were obtained, representing the diverse voices of students who actively participate in the educational programs offered by the institution. The feedback collection process involved the administration of a carefully crafted questionnaire consisting of 9 statements designed to evaluate various aspects of the curriculum and the overall academic ambience. Students were encouraged to express their opinions using a 5-point Likert Scale, enabling them to indicate their level of agreement with each statement, ranging from 1 (Strongly Disagree) to 5 (Strongly Agree). Additionally, a neutral option at 3 allowed students to provide balanced feedback when necessary.

The major goal of obtaining student feedback was to learn about their experiences, preferences, and areas of concern within the academic framework. The institution aims to improve the overall learning environment by aggressively soliciting student feedback. The varied range of comments from students across different programs provided important insights into both areas of satisfaction and areas that needed to be addressed.



TECHNO INTERNATIONAL NEW TOWN

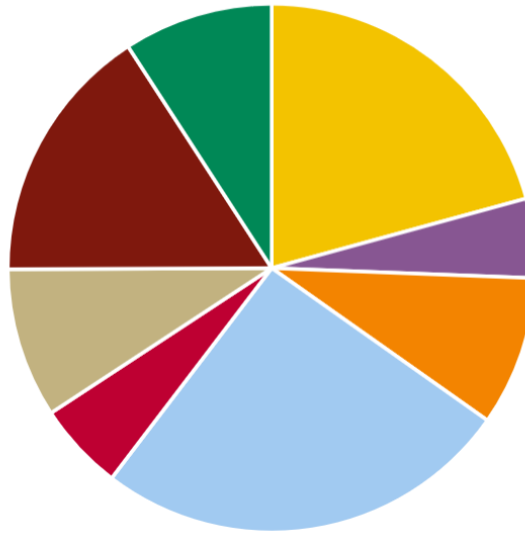
(Formerly known as Techno India College of Technology)

Block - DG 1/1, Action Area 1, New Town, Kolkata - 700156, West Bengal, India

Contact: +91-33-2324-2050/2090/2091 • <https://tint.edu.in> • info@tint.edu.in

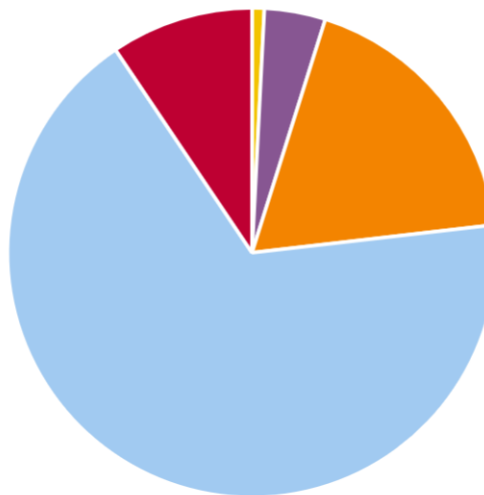
Department:

CSE - 77 (20.75 %) IT - 18 (4.85 %) ECE - 34 (9.16 %) EE - 95 (25.61 %)
AEIE - 20 (5.39 %) CE - 34 (9.16 %) ME - 59 (15.90 %) MCA - 34 (9.16 %)



(1) Do you feel that the curriculum has a sufficient balance between theoretical and practical courses?

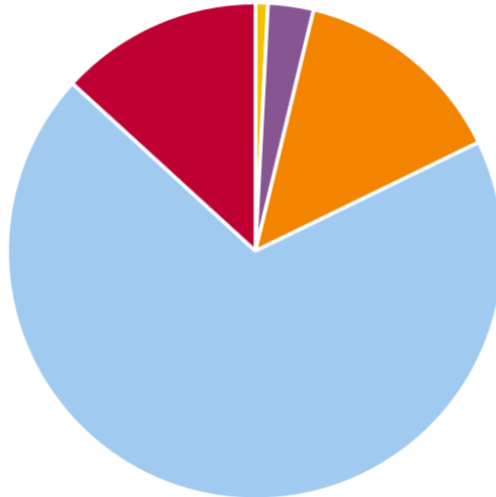
1 - Strongly Disagree - 3 (0.81 %) 2 - Disagree - 15 (4.04 %) 3 - Can't say - 68 (18.33 %)
4 - Agree - 250 (67.39 %) 5 - Strongly Agree - 35 (9.43 %)





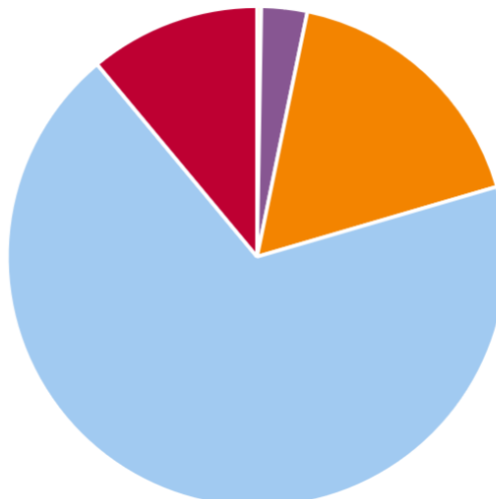
(2) Do you feel that the curriculum provides adequate exposure to interdisciplinary courses in diverse fields?

1 - Strongly Disagree - 3 (0.81 %) 2 - Disagree - 11 (2.96 %) 3 - Can't say - 52 (14.02 %)
4 - Agree - 256 (69.00 %) 5 - Strongly Agree - 49 (13.21 %)



(3) Do you believe that the current curriculum adequately covers contemporary topics, global issues, and emerging trends in Engineering and Technology?

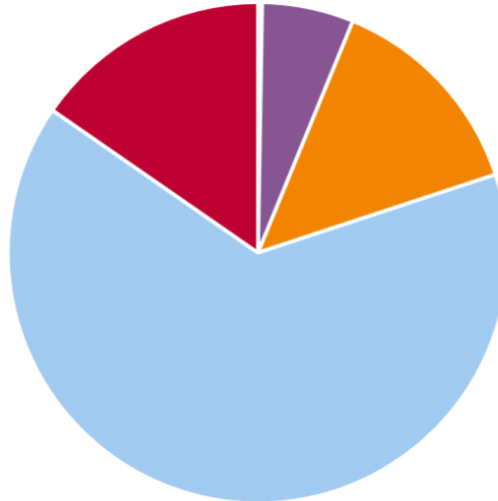
1 - Strongly Disagree - 1 (0.27 %) 2 - Disagree - 11 (2.96 %) 3 - Can't say - 64 (17.25 %)
4 - Agree - 254 (68.46 %) 5 - Strongly Agree - 41 (11.05 %)





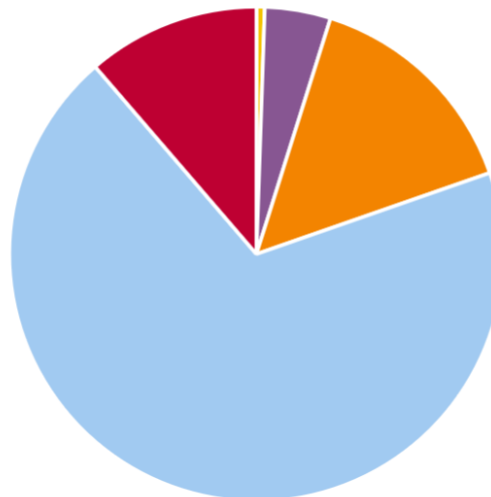
(4) How would you rate the overall atmosphere conducive to academic learning within the institute premises?

1 – Very Poor - 1 (0.27 %) 2 – Poor - 22 (5.93 %) 3 – Can't say - 51 (13.75 %)
4 – Good - 240 (64.69 %) 5 - Excellent - 57 (15.36 %)



(5) Are you satisfied with the accessibility and functionality of the computing facilities provided by the institute?

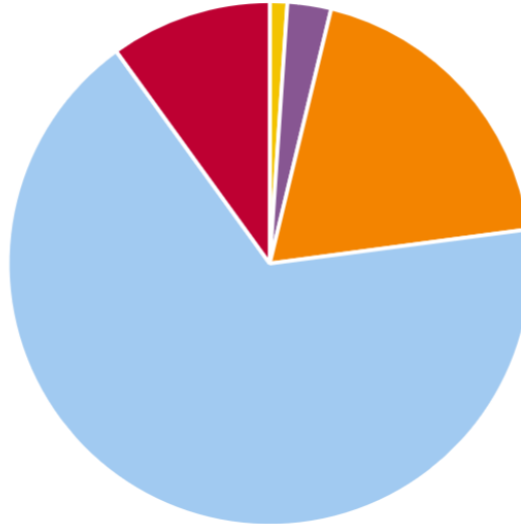
1 - Very Dissatisfied - 2 (0.54 %) 2 – Dissatisfied - 16 (4.31 %) 3 – Can't say - 55 (14.82 %)
4 – Satisfied - 256 (69.00 %) 5 - Very Satisfied - 42 (11.32 %)





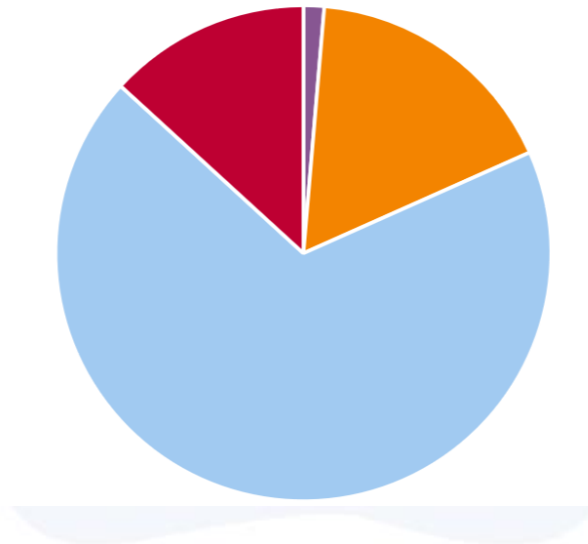
(6) How do you rate the availability of resources and services offered by the library in supporting your academic needs?

1 – Very Poor - 4 (1.08 %) 2 – Poor - 10 (2.70 %) 3 – Can't say - 71 (19.14 %) 4 – Good - 249 (67.12 %) 5 - Excellent - 37 (9.97 %)



(7) How satisfied are you with the support and assistance provided by the institute in terms of placement opportunities and career guidance?

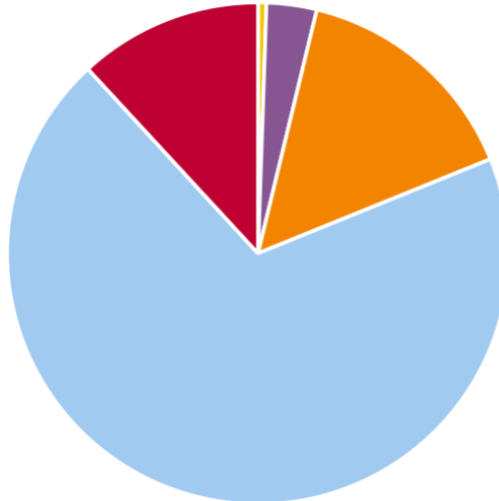
1 - Very Dissatisfied - 0 2 – Dissatisfied - 5 (1.35 %) 3 – Can't say - 63 (16.98 %) 4 – Satisfied - 254 (68.46 %) 5 - Very Satisfied - 49 (13.21 %)





(8) To what extent do you feel that the institute offers a diverse range of co-curricular and extra-curricular activities for students' holistic development?

1 - Not at all - 2 (0.54 %) 2 - Very Limited - 12 (3.23 %) 3 - Somewhat - 56 (15.09 %)
4 - Adequately - 257 (69.27 %) 5 - Extensively - 44 (11.86 %)



(9) How would you rate the quality and ambience of the laboratory facilities provided by the institute for practical learning experiences?

1 - Poor - 4 (1.08 %) 2 - Fair - 19 (5.12 %) 3 - Average - 69 (18.60 %)
4 - Good - 239 (64.42 %) 5 - Excellent - 40 (10.78 %)

